



# Littleton Public Schools

Grades 6-8  
Fall 2022



Report created by  
Panorama Education



# Summary

| Topic Description   | Results  | Benchmark |
|---|--|-----------|
| <b>Bullying (custom)</b>  | <p><b>85%</b></p> <p>▼1</p> <p>since last survey</p> |           |
| <b>Cultural awareness and action</b>  | <p><b>65%</b></p> <p>▲2</p> <p>since last survey</p> |           |
| <b>Drug, Alcohol &amp; Tobacco Use (custom)</b>   | <p><b>96%</b></p> <p>▲9</p> <p>since last survey</p> |           |
| <b>Engagement</b>   | <p><b>68%</b></p> <p>▲7</p> <p>since last survey</p> |           |
| <b>Health and wellness (custom)</b>   | <p><b>80%</b></p>                                    |           |
| <b>Mental health (custom)</b>   | <p><b>76%</b></p>                                    |           |
| <b>Rigorous expectations</b>  | <p><b>91%</b></p> <p>▲1</p> <p>since last survey</p> |           |
| <p><b>School Climate</b></p> <p>Perceptions of the overall social and learning climate of the school.</p> | <p><b>80%</b></p> <p>▼1</p> <p>since last survey</p> |           |



### School Culture (custom)

65%

▲2

since last survey

### School Safety

Perceptions of student physical and psychological safety at school.

69%



80th - 99th percentile compared to others nationally

### Sense of Belonging

How much students feel that they are valued members of the school community.

77%

▲3

since last survey

### Supportive Relationships

How supported students feel through their relationships with friends, family, and adults at school.

84%

▲2

since last survey



60th - 79th percentile compared to others nationally

### Teacher-Student Relationships

How strong the social connection is between teachers and students within and beyond the classroom.

64%

▲8

since last survey



40th - 59th percentile compared to others nationally

2,394 responses



# Bullying (custom)

Your average

**85%**

2,394 responses

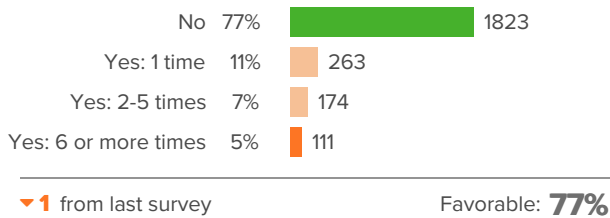
Change

▼ **1**

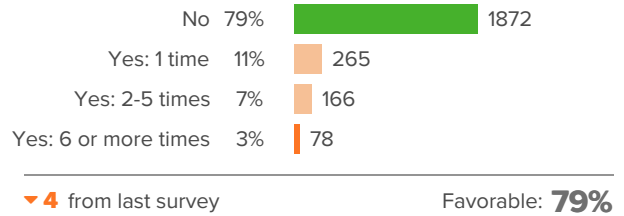
since last survey

## How did people respond?

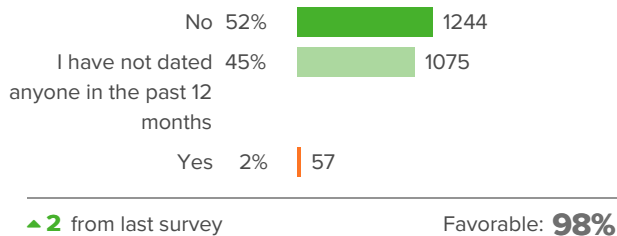
**Q.1: During the past 12 months, have you experienced cyberbullying - for example, has someone used the computer, the internet, a cell phone, or other device to do something mean or hurtful to you on purpose?**



**Q.2: During the past 12 months have other students threatened, harassed or hurt you one or more times on school property?**



**Q.3: During the past 12 months, have you been physically hurt on purpose by someone you were dating or going out with?**





# Cultural awareness and action

Your average

65%

2,394 responses

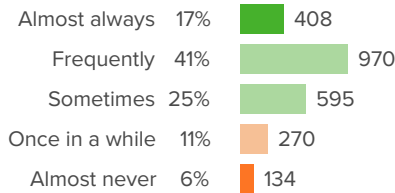
Change

▲ 2

since last survey

## How did people respond?

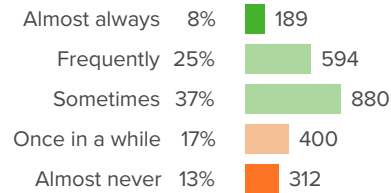
**Q.1: How often do teachers encourage you to learn about people from different races, ethnicities, or cultures?**



▲ 10 from last survey

Favorable: 83%

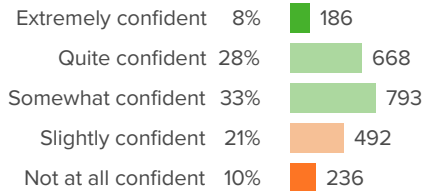
**Q.2: How often do you think about what someone of a different race, ethnicity, or culture experiences?**



▼ 5 from last survey

Favorable: 70%

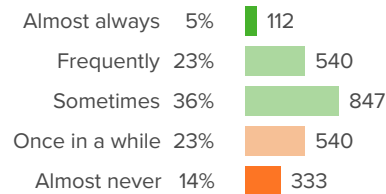
**Q.3: How confident are you that students at your school can have honest conversations with each other about race?**



▲ 1 from last survey

Favorable: 69%

**Q.4: At your school, how often are you encouraged to think more deeply about race-related topics?**

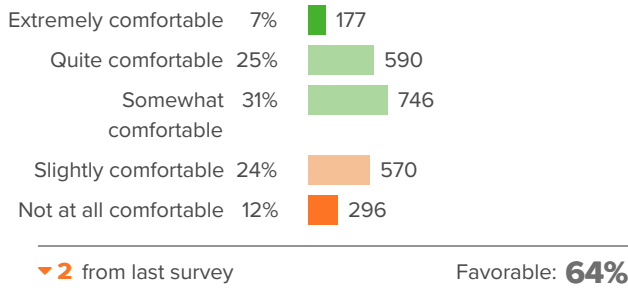


▲ 4 from last survey

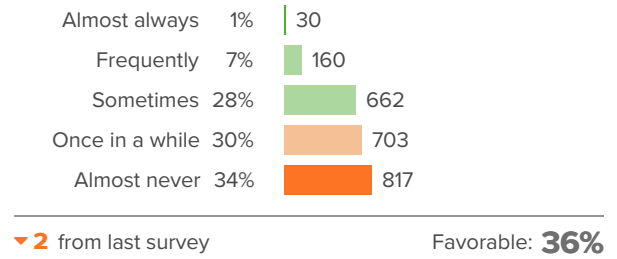
Favorable: 63%



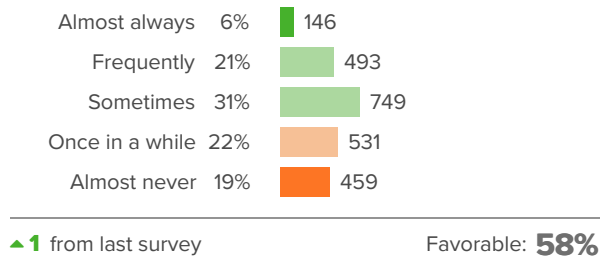
**Q.5: How comfortable are you sharing your thoughts about race-related topics with other students at your school?**



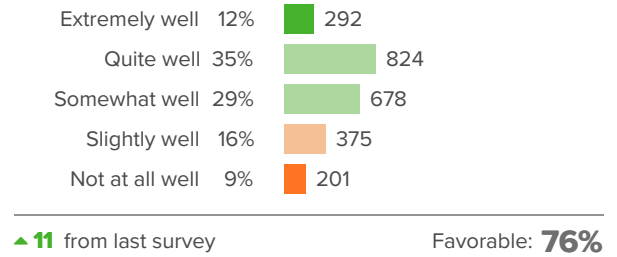
**Q.6: How often do students at your school have important conversations about race, even when they might be uncomfortable?**



**Q.7: When there are major news events related to race, how often do adults at your school talk about them with students?**



**Q.8: How well does your school help students speak out against racism?**





# Drug, Alcohol & Tobacco Use (custom)

Your average

# 96%

2,394 responses

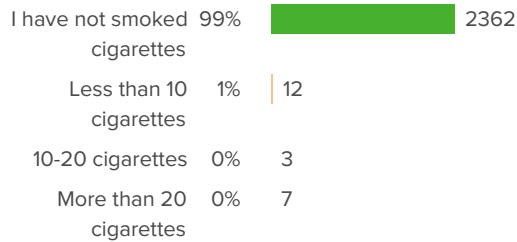
Change

# ▲ 9

since last survey

## How did people respond?

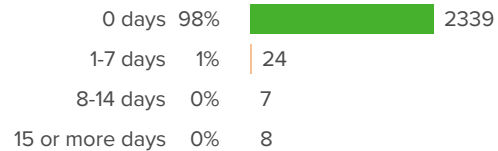
### Q.1: During the past 30 days, how many cigarettes have you smoked?



▲ 1 from last survey

Favorable: **99%**

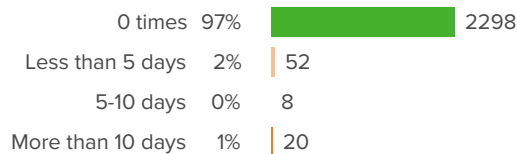
### Q.2: During the past 30 days, how many days have you used e-cigarettes or chewing tobacco?



▲ 4 from last survey

Favorable: **98%**

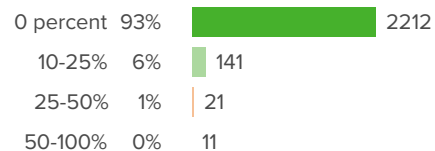
### Q.3: During the past 30 days, how many days have you had at least one drink of alcohol?



▲ 8 from last survey

Favorable: **97%**

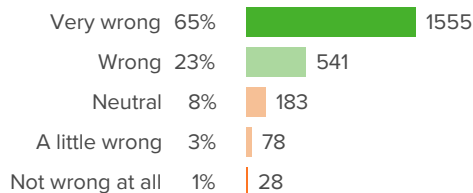
### Q.4: What percentage of your friends drink alcohol on at least a weekly basis?



▲ 7 from last survey

Favorable: **99%**

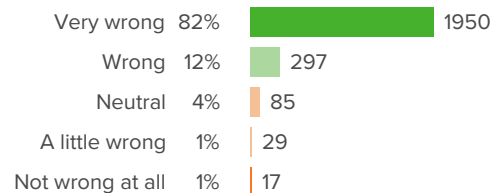
### Q.5: How wrong do you think it is for someone your age to drink alcohol regularly (at least once or twice a month)?



▲ 21 from last survey

Favorable: **88%**

### Q.6: How wrong do your parents or guardians feel it would be for you to drink alcohol regularly (at least once or twice a month)?



▲ 7 from last survey

Favorable: **94%**

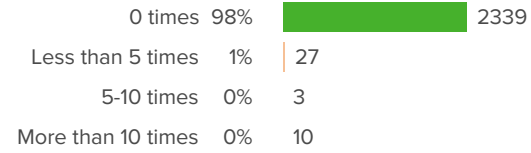


**Q.7: Have you ever used marijuana (this includes smoking marijuana cigarettes, consuming edibles, and using vaporized forms of marijuana)?**



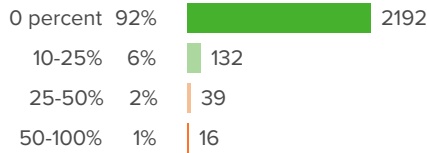
▲ 9 from last survey Favorable: **97%**

**Q.8: During the past 30 days, how many times have you used marijuana?**



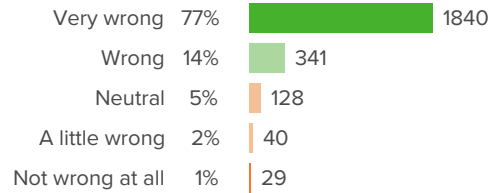
▲ 5 from last survey Favorable: **98%**

**Q.9: What percentage of your friends use marijuana on at least a weekly basis?**



▲ 7 from last survey Favorable: **98%**

**Q.10: How wrong do you think it is for someone your age to use marijuana?**



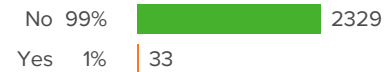
▲ 20 from last survey Favorable: **92%**

**Q.11: During the past 12 months, has anyone offered, sold, or given you an illegal drug on school property?**



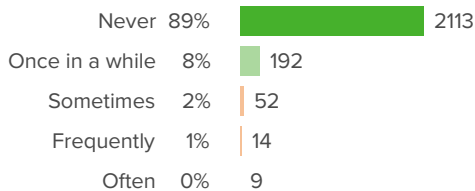
▲ 2 from last survey Favorable: **97%**

**Q.12: Have you ever done anything while drunk or high that you later regretted?**



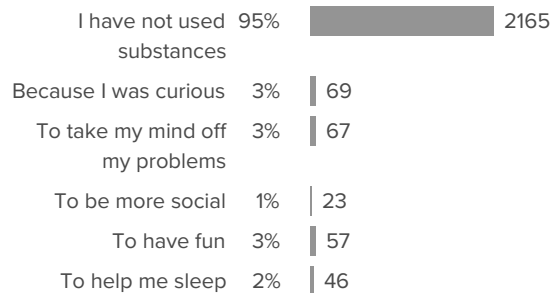
▲ 6 from last survey Favorable: **99%**

**Q.13: How often do you see students driving or riding in a car or other vehicle while under the influence of drugs or alcohol?**



▲ 20 from last survey Favorable: **97%**

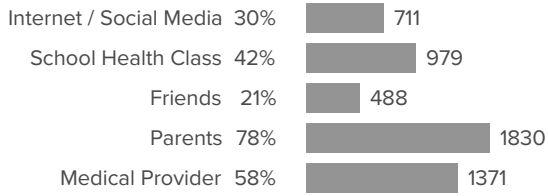
**Q.14: If you used alcohol, marijuana or other drugs in the past 12 months, what are the reasons you used them? (Check all that apply)**







**Q.15: Where would you go for the best information about the risks of drugs and alcohol? (Check all that apply)**





# Engagement

Your average

**68%**

2,394 responses

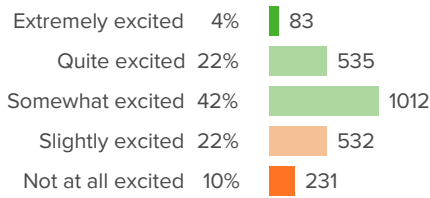
Change

**▲ 7**

since last survey

## How did people respond?

### Q.1: How excited are you about going to your classes?



▲ 7 from last survey

Favorable: **68%**



# Health and wellness (custom)

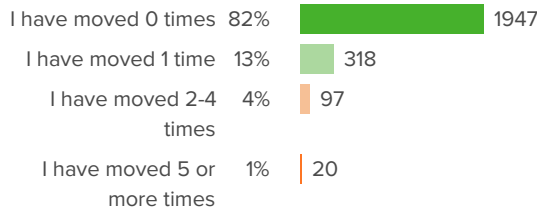
Your average

# 80%

2,394 responses

## How did people respond?

### Q.1: During the past 12 months, how many times have you moved?



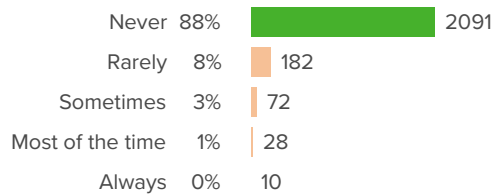
▲ 0 from last survey Favorable: **95%**

### Q.2: During the past 12 months, have you or your family worried about a place to live?



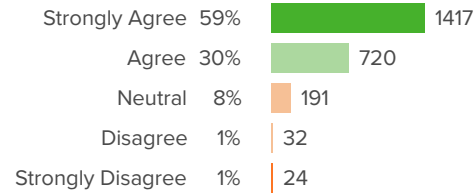
▲ 0 from last survey Favorable: **90%**

### Q.3: During the past 30 days, how often did you go hungry because there was not enough food in your home?



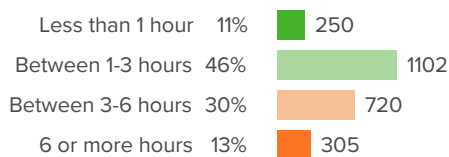
▲ 2 from last survey Favorable: **88%**

### Q.4: My family expects me to attend school every day.



▼ 3 from last survey Favorable: **90%**

### Q.5: During a typical day, how many hours do you spend on a media device for a purpose other than homework - for example, media devices such as a phone, computer, laptop/tablet?



▲ 2 from last survey Favorable: **57%**

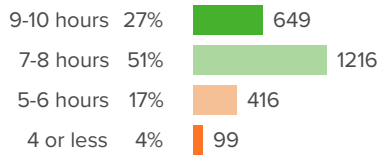
### Q.6: I can use my phone, computer or other device without any rules by my parents/guardians. (Media devices such as phone, computer, laptop/tablet, gaming system)



▲ 19 from last survey Favorable: **64%**



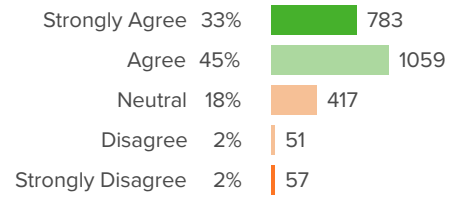
**Q.7: On an average school night, how many hours of sleep do you get?**



▲ 10 from last survey

Favorable: **78%**

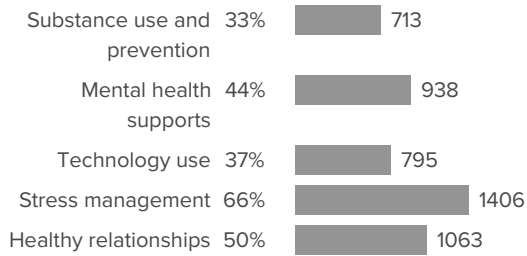
**Q.8: I have the knowledge and resources to keep myself safe in relationships.**



▲ 4 from last survey

Favorable: **78%**

**Q.9: I would like my school to help me learn more about the following (Check all that apply)**





# Mental health (custom)

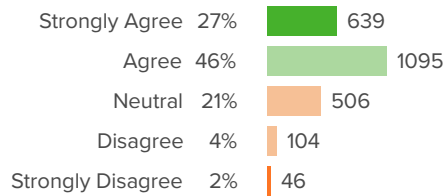
Your average

# 76%

2,394 responses

## How did people respond?

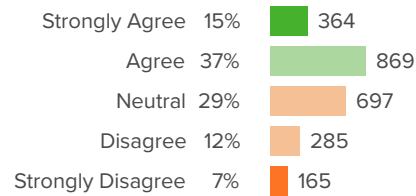
### Q.1: I feel safe at my school.



▼ 2 from last survey

Favorable: **73%**

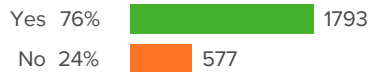
### Q.2: I feel safe to express who I am at my school.



▲ 3 from last survey

Favorable: **52%**

### Q.3: I would tell an adult at school if I was worried about my safety.



▲ 3 from last survey

Favorable: **76%**

### Q.4: I would tell an adult at school if I was worried about a friend's safety.



▲ 3 from last survey

Favorable: **91%**

### Q.5: I would feel comfortable seeking help for my mental health at school.



▲ 11 from last survey

Favorable: **60%**

### Q.6: During the past 12 months, did you ever feel so sad or hopeless, almost every day for two weeks or more in a row, that you stopped doing some usual activities?

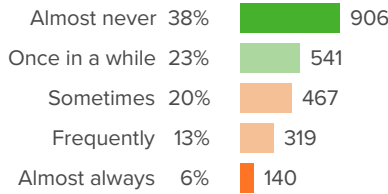


▲ 5 from last survey

Favorable: **71%**

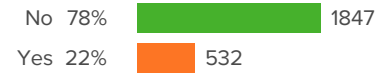


**Q.7: During the last 12 months, how often does feeling sad, hopeless, worried or anxious prevent you from wanting to come to school?**



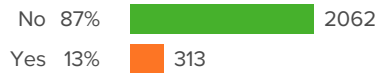
▲ **3** from last survey Favorable: **61%**

**Q.8: During the past 12 months, have you been concerned enough about your weight or body image that you have engaged in self-destructive behaviors?**



▲ **4** from last survey Favorable: **78%**

**Q.9: During the past 12 months, have you ever hurt or injured yourself on purpose (without meaning to end your life)?**



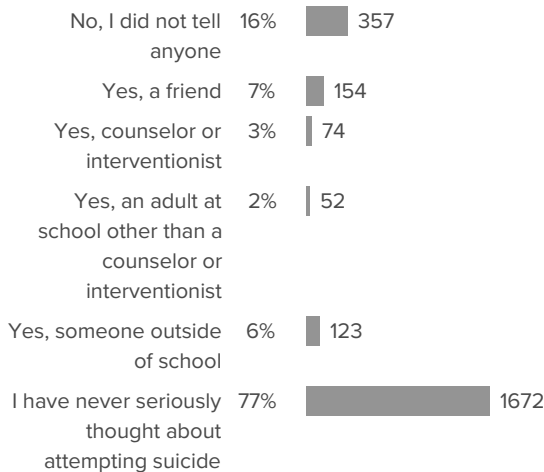
▲ **2** from last survey Favorable: **87%**

**Q.10: During the past 12 months, have you ever seriously considered attempting suicide?**



▲ **4** from last survey Favorable: **91%**

**Q.11: During the past 12 months, if you have ever seriously thought about attempting suicide, did you tell anyone about these thoughts? (check all that apply)**



**Q.12: During the past 12 months, have you ever attempted suicide?**



▲ **1** from last survey Favorable: **97%**



# Rigorous expectations

Your average

**91%**

2,394 responses

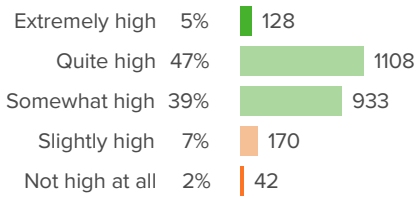
Change

**▲ 1**

since last survey

## How did people respond?

### Q.1: Overall, how high are your teachers' expectations of you?



▲ 1 from last survey

Favorable: **91%**



# School Climate

Your average

# 80%

2,394 responses

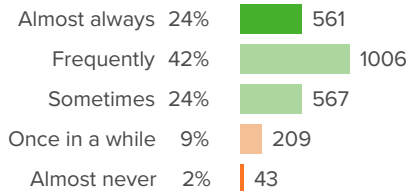
Change

# ▼ 1

since last survey

## How did people respond?

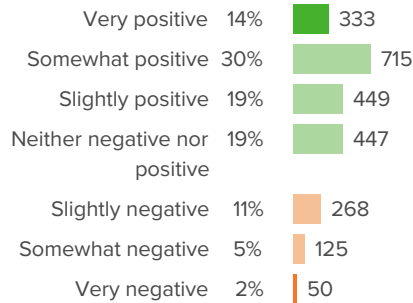
### Q.1: How often do your teachers seem excited to be teaching your classes?



▲ 1 from last survey

Favorable: **89%**

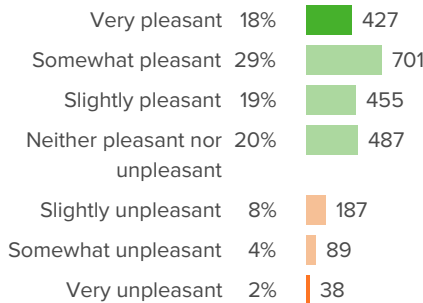
### Q.2: How positive or negative is the energy of the school?



▼ 1 from last survey

Favorable: **81%**

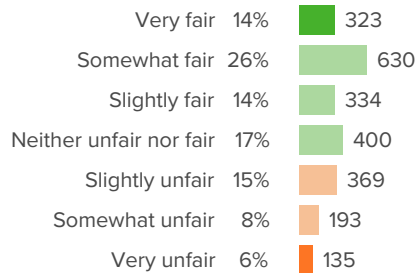
### Q.3: How pleasant or unpleasant is the physical space at your school?



▲ 2 from last survey

Favorable: **87%**

### Q.4: How fair or unfair are the rules for the students at this school?



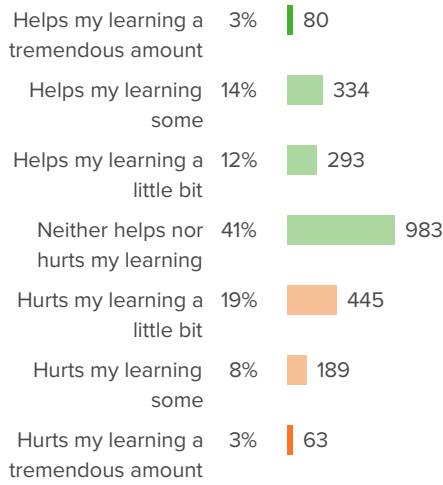
▼ 6 from last survey

Favorable: **71%**





**Q.5: At your school, how much does the behavior of other students hurt or help your learning?**



▼ 3 from last survey

Favorable: **71%**



# School Culture (custom)

Your average

# 65%

2,394 responses

Change

# ▲ 2

since last survey

## How did people respond?

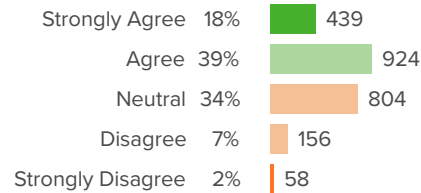
**Q.1: I participate in school-related group activities - for example, sports, band, drama, clubs, or student government.**



▲ 0 from last survey

Favorable: **68%**

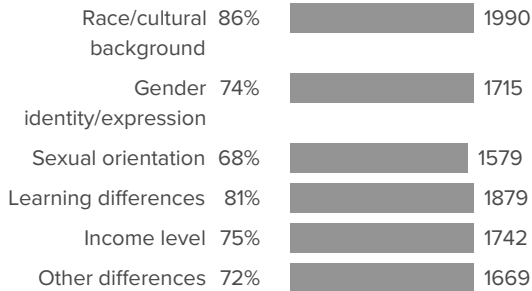
**Q.2: My school tries to involve all families in school activities.**



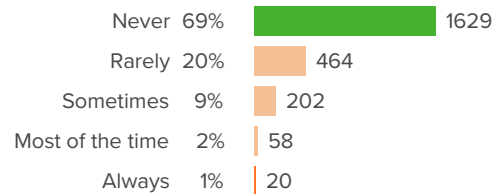
▲ 6 from last survey

Favorable: **57%**

**Q.3: Students at my school are respected and valued regardless of (check all that apply):**



**Q.4: During the past 12 months, how often have you been treated differently at school because of your race or ethnicity?**



▲ 0 from last survey

Favorable: **69%**



# School Safety

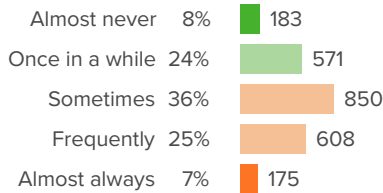
Your average

# 69%

2,394 responses

## How did people respond?

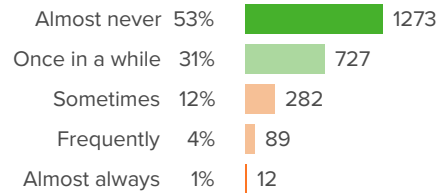
### Q.1: How often are people disrespectful to others at your school?



▼ 3 from last survey

Favorable: **32%**

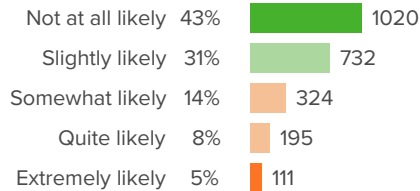
### Q.2: How often do students get into physical fights at your school?



▲ 1 from last survey

Favorable: **84%**

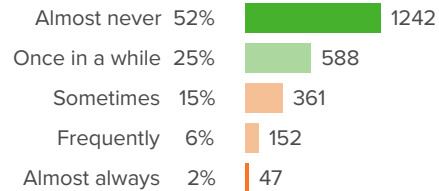
### Q.3: How likely is it that someone from your school will bully you online?



▲ 0 from last survey

Favorable: **74%**

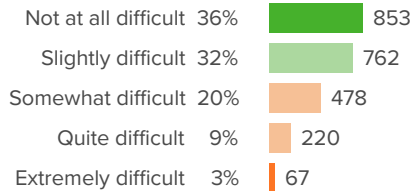
### Q.4: How often do you worry about violence at your school?



▼ 2 from last survey

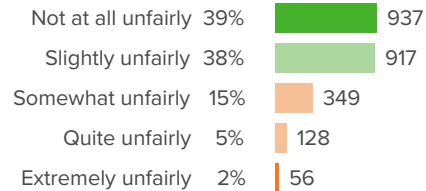
Favorable: **77%**

### Q.5: If a student is bullied in school, how difficult is it for them to get help from an adult?



Favorable: **68%**

### Q.6: At your school, how unfairly do the adults treat the students?



▲ 3 from last survey

Favorable: **78%**



# Sense of Belonging

Your average

# 77%

2,394 responses

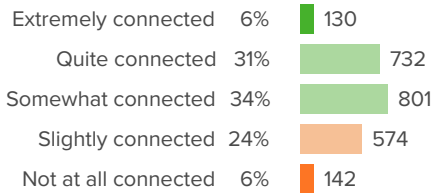
Change

# ▲ 3

since last survey

## How did people respond?

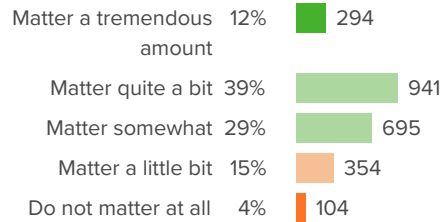
### Q.1: How connected do you feel to the adults at your school?



▲ 7 from last survey

Favorable: **70%**

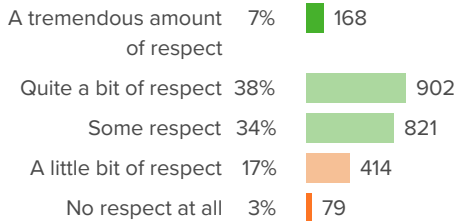
### Q.2: How much do you matter to others at this school?



▲ 5 from last survey

Favorable: **81%**

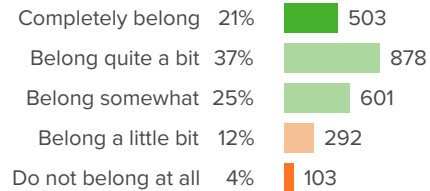
### Q.3: How much respect do students in your school show you?



▼ 3 from last survey

Favorable: **79%**

### Q.4: Overall, how much do you feel like you belong at your school?

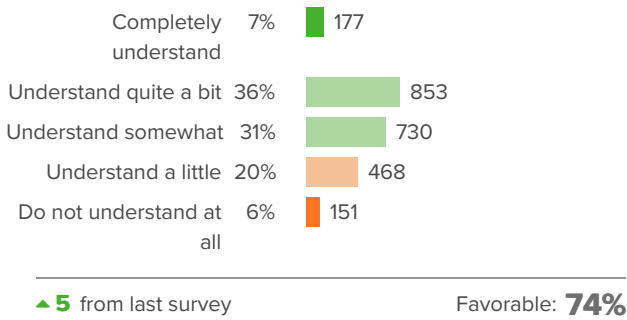


▲ 1 from last survey

Favorable: **83%**



**Q.5: How well do people at your school understand you as a person?**





# Supportive Relationships

Your average

# 84%

2,394 responses

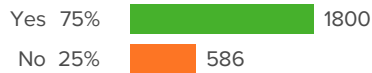
Change

# ▲ 2

since last survey

## How did people respond?

**Q.1: Do you have a teacher or other adult from school who you can count on to help you, no matter what?**



▲ 3 from last survey

Favorable: **75%**

**Q.2: Do you have a family member or other adult outside of school who you can count on to help you, no matter what?**



▲ 2 from last survey

Favorable: **93%**

**Q.3: Do you have a friend from school who you can count on to help you, no matter what?**



▲ 2 from last survey

Favorable: **90%**

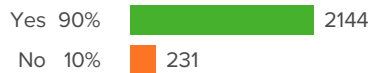
**Q.4: Do you have a teacher or other adult from school who you can be completely yourself around?**



▲ 5 from last survey

Favorable: **67%**

**Q.5: Do you have a family member or other adult outside of school who you can be completely yourself around?**



▲ 1 from last survey

Favorable: **90%**

**Q.6: Do you have a friend from school who you can be completely yourself around?**



▲ 0 from last survey

Favorable: **91%**



# Teacher-Student Relationships

Your average

# 64%

2,394 responses

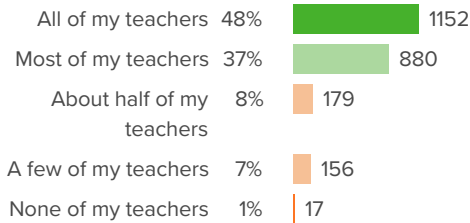
Change

# ▲ 8

since last survey

## How did people respond?

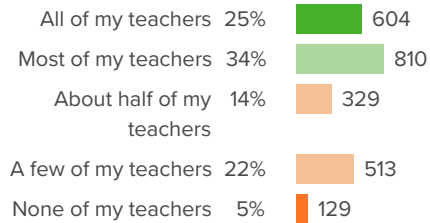
### Q.1: How many of your teachers are respectful towards you?



▲ 0 from last survey

Favorable: **85%**

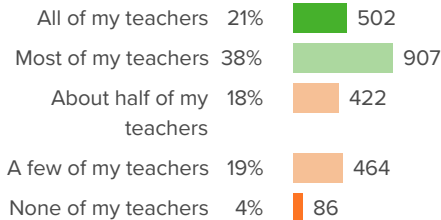
### Q.2: If you walked into class upset, how many of your teachers would be concerned?



▲ 8 from last survey

Favorable: **59%**

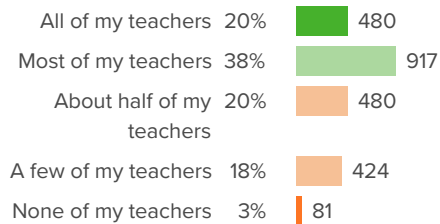
### Q.3: If you came back to visit class three years from now, how many of your teachers would be excited to see you?



▲ 14 from last survey

Favorable: **59%**

### Q.4: When your teachers ask how you are doing, how many of them are really interested in your answer?

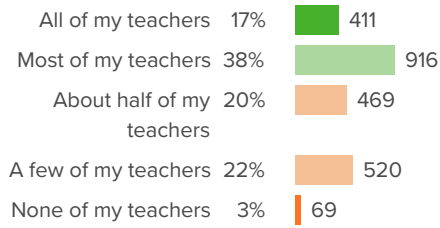


▲ 9 from last survey

Favorable: **59%**



**Q.5: How many of your teachers would you be excited to have again in the future?**



▲ 7 from last survey

Favorable: **56%**

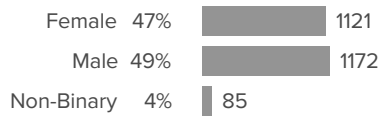




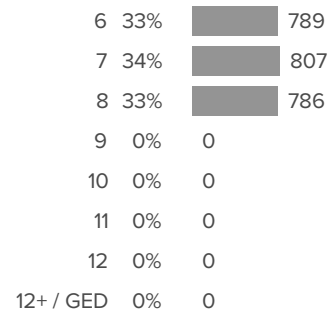
# Background Questions

## How did people respond?

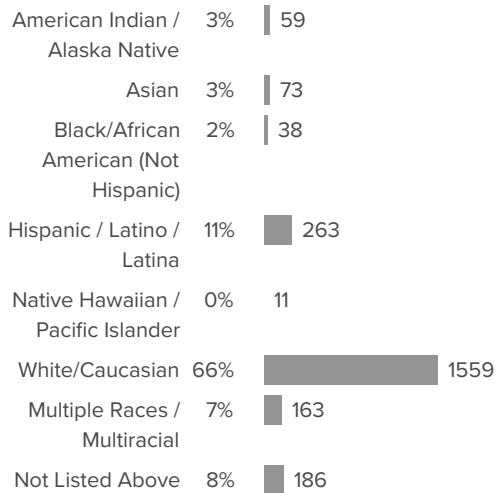
### Q.1: What is your gender?



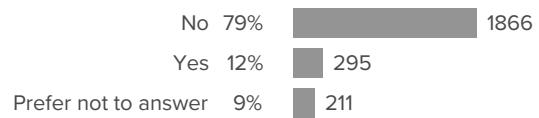
### Q.2: What grade are you in?



### Q.3: What is your race or ethnicity?



### Q.4: Do you identify as Lesbian, Gay, Bisexual, Transgender or Questioning?



### Q.5: Is English your first language?



### Q.6: Are you involved in any extra-curricular activities at you school?





**Q.7: Do you receive special education services?**

