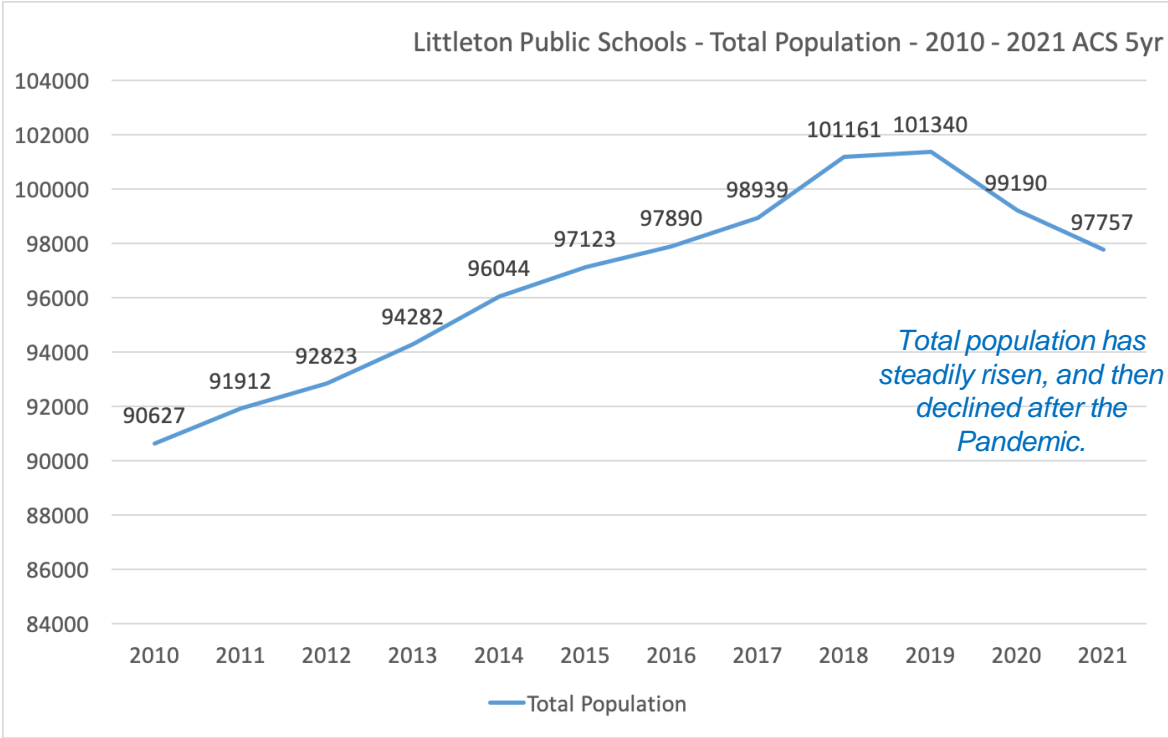
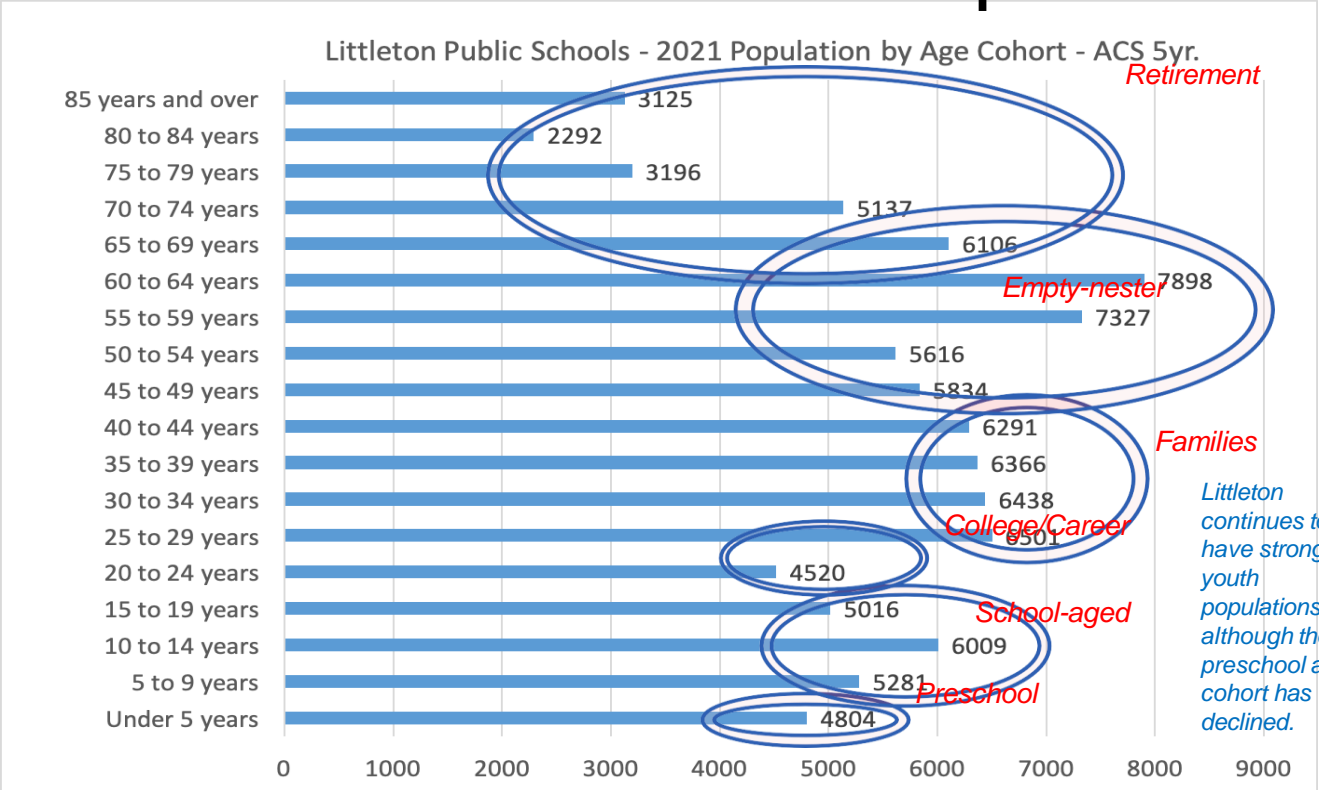


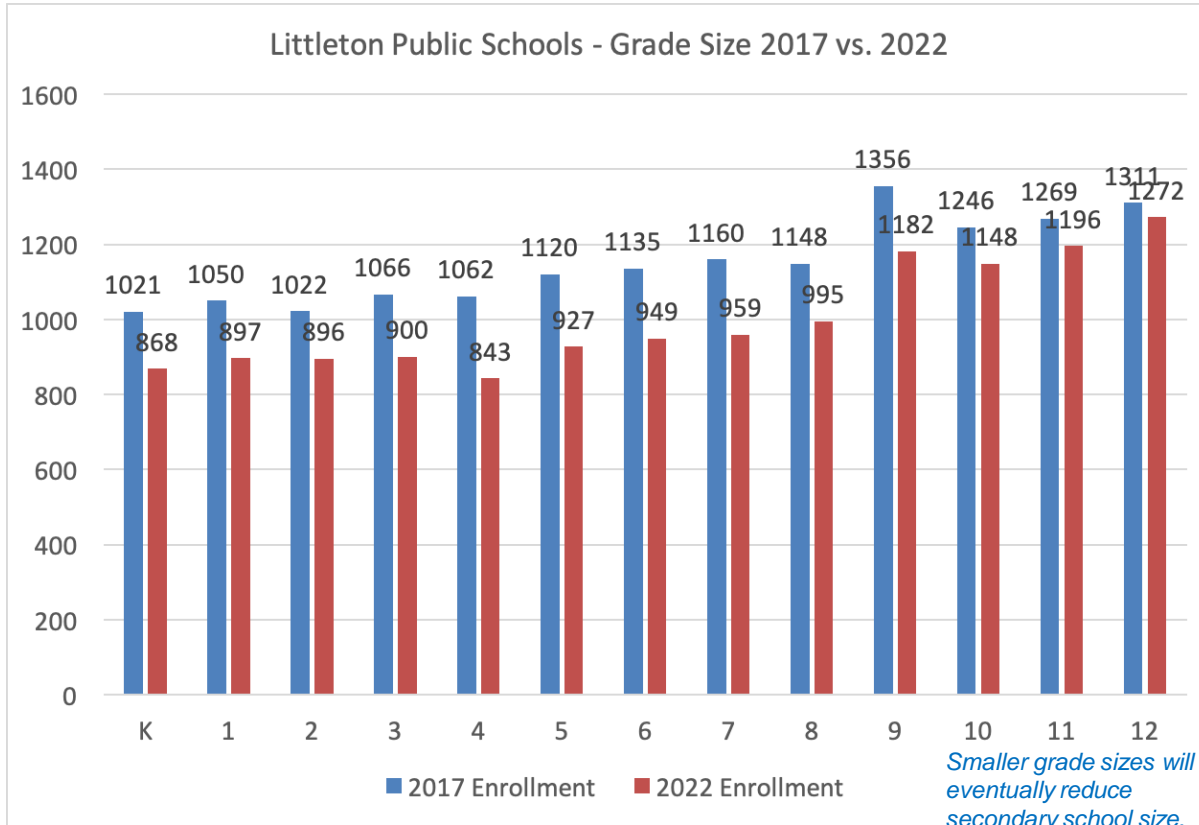
# Littleton Public Schools Geographic Area – Total Population Forecast



# LPS Geographic Area –Population by the 2023 Colorado Census Report



# LPS – Grade Size Over Time



# LPS – Births Aggregated to Updated School Boundaries – 1990–2022 – Colorado

## Department of Public Health

ESAA	E/W Broadway	1990	1991	1992	1993	1994	1995	1996	1997	1998	1999	2000	2001	2002	2003	2004	2005	2006	2007	2008	2009	2010	2011	2012	2013	2014	2015	2016	2017	2018	2019	2020	2021	2022	Chg5yr	Chg10yr	ESAA
Ford	E	191	183	181	205	129	136	152	115	126	151	146	123	126	134	125	115	117	99	114	108	91	90	113	121	120	126	112	104	132	120	107	125	108	4	-5	Ford
Gaskill	E	94	104	130	100	96	107	92	101	100	106	87	102	73	82	99	87	79	86	92	101	77	73	93	85	84	90	100	99	77	86	89	102	104	5	11	Gaskill
Hopkins	E	79	85	71	79	78	83	87	65	55	59	74	57	75	49	47	66	39	54	60	56	58	61	51	69	60	75	61	70	73	89	62	71	66	-4	15	Hopkins
Lenski	E	92	105	91	96	102	68	100	91	93	83	89	78	81	83	79	72	77	66	74	76	75	68	67	90	74	89	84	75	74	86	73	78	96	21	29	Lenski
Sandburg	E	105	109	107	100	106	92	90	94	83	69	89	72	59	81	68	65	61	74	71	77	78	68	70	71	73	67	60	62	76	60	75	75	73	11	3	Sandburg
<b>E Broadway Total</b>		<b>561</b>	<b>586</b>	<b>580</b>	<b>580</b>	<b>511</b>	<b>486</b>	<b>521</b>	<b>466</b>	<b>457</b>	<b>468</b>	<b>485</b>	<b>432</b>	<b>414</b>	<b>429</b>	<b>418</b>	<b>405</b>	<b>373</b>	<b>379</b>	<b>411</b>	<b>418</b>	<b>379</b>	<b>360</b>	<b>394</b>	<b>436</b>	<b>411</b>	<b>447</b>	<b>417</b>	<b>410</b>	<b>432</b>	<b>441</b>	<b>406</b>	<b>451</b>	<b>447</b>	<b>37</b>	<b>53</b>	<b>E Broadway Total</b>
Centennial	W	84	91	71	95	68	80	60	67	91	75	72	77	77	88	81	102	90	96	85	91	88	79	92	89	98	99	93	87	95	77	70	72	86	-1	-6	Centennial
Field	W	124	129	134	129	114	131	101	128	149	126	137	118	131	144	128	134	164	138	145	137	154	120	135	119	129	127	132	127	120	114	104	85	91	-36	-44	Field
Little Raven	W	142	131	127	132	116	121	110	120	96	114	117	137	102	110	116	76	115	115	138	106	130	111	110	133	139	138	125	92	101	101	96	123	105	13	-5	Little Raven
Runyon	W	85	86	91	74	93	104	63	77	85	85	56	69	79	79	60	67	60	58	54	78	55	55	58	56	60	53	50	54	41	45	42	73	57	3	-1	Runyon
Wilder	W	40	33	25	45	38	36	36	22	25	35	68	51	60	70	43	47	41	55	44	58	48	43	47	47	31	39	63	63	49	58	56	58	52	-11	5	Wilder
<b>W Broadway Total</b>		<b>475</b>	<b>470</b>	<b>448</b>	<b>475</b>	<b>429</b>	<b>472</b>	<b>370</b>	<b>414</b>	<b>446</b>	<b>435</b>	<b>450</b>	<b>452</b>	<b>449</b>	<b>491</b>	<b>428</b>	<b>426</b>	<b>470</b>	<b>462</b>	<b>466</b>	<b>470</b>	<b>475</b>	<b>408</b>	<b>442</b>	<b>444</b>	<b>457</b>	<b>456</b>	<b>463</b>	<b>423</b>	<b>406</b>	<b>395</b>	<b>368</b>	<b>411</b>	<b>391</b>	<b>-32</b>	<b>-51</b>	<b>W Broadway Total</b>
<b>Total</b>		<b>1036</b>	<b>1056</b>	<b>1028</b>	<b>1055</b>	<b>940</b>	<b>958</b>	<b>891</b>	<b>880</b>	<b>903</b>	<b>903</b>	<b>935</b>	<b>884</b>	<b>863</b>	<b>920</b>	<b>846</b>	<b>831</b>	<b>843</b>	<b>841</b>	<b>877</b>	<b>888</b>	<b>854</b>	<b>768</b>	<b>836</b>	<b>880</b>	<b>868</b>	<b>903</b>	<b>880</b>	<b>833</b>	<b>838</b>	<b>836</b>	<b>774</b>	<b>862</b>	<b>838</b>	<b>5</b>	<b>2</b>	<b>Total</b>



# LPS Overall Forecast

<i>Selected Basis</i>	K		2	3	4	5	6	7	8	9	10		12	(K-5)	(6-8)	(9-12)	(K-12)	
<b>2023</b>	893	887	884	890	887	825	943	942	947	1098	1179	1123	1248	<b>5265</b>	<b>2832</b>	<b>4648</b>	<b>12744</b>	<u>-288</u>
<b>2024</b>	882	899	885	889	889	880	849	944	938	1059	1103	1162	1184	<b>5324</b>	<b>2732</b>	<b>4508</b>	<b>12563</b>	<u>-181</u>
<b>2025</b>	944	912	898	891	888	879	902	851	941	1050	1064	1087	1223	<b>5412</b>	<b>2694</b>	<b>4425</b>	<b>12531</b>	<u>-32</u>
<b>2026</b>	931	924	910	904	890	876	901	904	848	1053	1056	1048	1148	<b>5434</b>	<b>2653</b>	<b>4305</b>	<b>12392</b>	<u>-139</u>
<b>2027</b>	926	925	911	904	891	866	889	894	892	951	1050	1031	1100	<b>5422</b>	<b>2674</b>	<b>4131</b>	<b>12227</b>	<u>-165</u>
<b>2028</b>	916	925	911	905	891	866	879	881	882	995	947	1025	1083	<b>5414</b>	<b>2642</b>	<b>4049</b>	<b>12105</b>	<u>-122</u>
<b>2029</b>	907	926	912	905	892	867	879	871	869	985	991	922	1077	<b>5408</b>	<b>2620</b>	<b>3975</b>	<b>12002</b>	<u>-103</u>
<b>2030</b>	896	926	912	906	892	867	880	872	859	972	981	966	974	<b>5399</b>	<b>2611</b>	<b>3894</b>	<b>11903</b>	<u>-99</u>

*The district will lose approximately 1,129 students during the next five years.*

# Middle School Forecast Summary

<b>Year</b>	<b>2024</b>	<b>2025</b>	<b>2026</b>	<b>2027</b>	<b>2028</b>
<b>Goddard</b>	544	537	530	542	519
<b>Euclid</b>	575	530	505	491	459
<b>Powell</b>	519	532	522	537	530
<b>Newton</b>	754	708	723	736	757



### Enrollment if Adjustments Were Effective in SY23-24 Without Grandfathering

Elementary School	Capacity	8/15/23 Enrollment	Seats Available / Short	Enrollment with Robin	Enrollment with Starling	Eight-year Trend
Ford	600	692	-92	569	558	Enrollment will remain stable and grade sizes will remain volatile
Gaskill	600	519	81	618	618	Enrollment will decline slightly
Hopkins	450	365	85	432	432	Enrollment will decline
Sandburg	450	497	-47	454	465	Enrollment will remain stable

Middle School	Desired Minimum Enrollment	SY23-24 Enrollment		Enrollment with Chicadee	Enrollment with Raven	Eight-year Trend
Newton	625	758		683	694	Enrollment will remain stable
Powell	625	537		612	601	Enrollment will decline



### Elementary Scenarios - Partial List of Neighborhoods and Enrollments

*Home School Enrollments*

Area	Scenario	Current	Proposed	Neighborhoods Affected	SY22-23 Residing	SY 23-24 Residing	1yr- Change	SY22-23 Attending	SY23-24 Attending
1	Robin	Ford	Sandburg	Highlands 460	160	167	7	117	123
2	Starling	Ford	Sandburg	Nob Hill / Liberty Hill	164	161	-3	133	134
3	Robin & Starling	Sandburg	Gaskill	Forest Park / Bristol Cove / Highland View	114	125	11	91	99
4	Robin & Starling	Sandburg	Hopkins	The Highlands / Four Lakes / The Pointe	73	78	5	57	67

### Middle School Scenarios - Partial List of Neighborhoods and Enrollments

*Home School Enrollments*

Area	Scenario	Current	Proposed	Neighborhoods Affected	SY22-23 Residing	SY 23-24 Residing	1yr- Change	SY22-23 Attending	SY23-24 Attending
5	Chicadee	Newton	Powell	Heritage Greens / Holly & Dry Creek / Fairways	83	78	-5	71	75
6	Raven	Newton	Powell	The Knolls, Knolls West, Knolls South (Does not include 7 Cherry Knolls students shown in previous mapping)	80	78	-2	67	64